


LATE WATER PUMP





EARLY WATER PUMP






Mopar
Keeping Your Classics Great

**BRACKET SETUP WITHOUT POWER STEERING.
THIS SETUP REQUIRES 3 GROOVE CRANK PULLEY 3-1/2" DEEP OR OUR ADD ON PULLEY PN:PM12
SUGGESTED BELT SIZE #50517**




383, 400, 413, 426, 440 BIG BLOCK MOPAR


IF USING ALTERNATOR AND COMPRESSOR ON SAME BELT, INSTALL COMPRESSOR WITH THE LEGS ON THE BACK SIDE OF THE BRACKET.




IF USING IDLER PULLEY, INSTALL COMPRESSOR WITH THE LEGS ON THE FRONT SIDE OF THE BRACKET.



REMOVE THESE 3 BOLTS




TWO 1/16" SPACERS HERE
NOTE: IF NOT USING P/S, USE TWO 3/4" SPACERS



IF USING P/S, USE 5/8" SPACER HERE IN PLACE OF 3/4" SPACER.

INSTALL SMALL BRACKET FIRST
INSTALL 1/2 MOON BRACKET SECOND



NEW REAR COMPRESSOR BRACKET
FACTORY P/S BRACKET

